

## Assessment of Knowledge of Non-Communicable Diseases and Influences on the Lifestyle of Community Members in Afigya-Kwabre South District in Ghana

Felix Alex Danquah<sup>1</sup>, Gilbert Owiah Sampson<sup>2</sup>, Florence Brenyah<sup>3</sup>, Joseph Kwasi Brenyah<sup>4</sup>, Kofi Akohene Mensah<sup>1</sup>

### ABSTRACT

**Background:** Non-communicable diseases have become the primary health concern for most countries around the world. Efforts put in place to stem the surge of non-communicable diseases are overly curative rather than preventive. If policymakers can adopt more preventive measures, community members should have adequate knowledge of the mechanisms surrounding non-communicable diseases' existence and occurrence. **Objective:** This study seeks to assess the knowledge level of non-communicable diseases and how they shape the modifiable lifestyle of community members in the Afigya-Kwabre South District in Ghana.

**Methods:** A cross-sectional study with a quantitative approach involving 504 respondents in five communities. Data was collected using a structured questionnaire. Excel format was made and data was imported into STATA version 14.0 (Stata Corp LP, College Station, Texas, USA) for statistical analysis. Results were presented in Charts and Tables.

**Results:** The age category 46-50 years was the majority representing 27.0%. Females accounted for 58.4% and the educational completion category 'Primary' accounted for 31.7% of the respondents. We found that 77.7% of the respondents know that, NCDs are not transmissible from one person to another. More than a third of the respondent mentioned that unhealthy dietary behaviour, physical inactivity, alcohol consumption, and tobacco use are major risk factors for NCDs. We noted that respondents have the knowledge of NCDs occurring most in the self-employed-unskilled (43.0%). Also, 41% mentioned that the major healthcare option available to them is the use of herbal-based centres. The communities adjudged that, the most efficacious NCDs treatment option is the faith-based centres representing 47%. Only 4.4% strongly agreed that they take a lot of fruits a day. Also, only 24% of the respondents mentioned that they do not patronize commercially prepared foods. About 51% mentioned that the knowledge of non-communicable diseases has shaped their modifiable lifestyle.

**Conclusion:** The study found that rural communities have moderate knowledge of the characteristics of NCDs and that has considerable implications for shaping their modifiable lifestyle practices.

**Key Words:** Knowledge; Non-Communicable Diseases; Influences; Lifestyle; Community Members; Ghana

<sup>1</sup> Department of Health Policy, Management, and Economics, School of Public Health, Kwame Nkrumah University of Science and Technology, Kumasi – Ghana. Email: felixalex23@gmail.com, Email: akohenemensah@yahoo.com. <https://orcid.org/0000-0001-8737-3130>.

<sup>2</sup> Department of Hospitality and Tourism Education, Akenteng Appiah Menka University of Skills Training and Entrepreneurial Development, Kumasi-Ghana. Email: gosampson@uew.edu.gh

<sup>3</sup> Department of Biochemistry and Biotechnology, Kwame Nkrumah University of Science and Technology, Kumasi-Ghana. Email: brenyahflorence647@gmail.com

<sup>4</sup> Department of Global and International Health, School of Public Health, Kwame Nkrumah University of Science and Technology, Kumasi-Ghana. Email: bresjosaf@gmail.com <https://orcid.org/0000-0001-8601-8874>

## Introduction

Non-communicable diseases (NCDs) have become the primary health concern for most countries around the world (Kohori-Segawa et al., 2020; WHO, 2023). More than 36 million people worldwide die from non-communicable diseases each year (Coll-Seck, 2018; Abdulkadri, et al. 2021). This accounts for 63% of annual global deaths. The gravest aspect of these deaths from NCDs is that most of them could have been prevented if there was adequate knowledge of the NCDs at the community level. Many studies have been conducted elsewhere on risk factors of NCDs, clinical management, disabilities, and economic consequences (Baker, Kay, and Walls, 2014; Bluse, Tanaka, and Hawkes, 2017; Mills, 2018; Gbadamosi and Tlou, 2020) with few studies focusing on knowledge and perception. Therefore, very little has been done to assess the knowledge of NCDs and their effects on lifestyles in rural communities. A search through the literature could not locate many studies on community knowledge especially in the Districts in the Ashanti region in Ghana. Therefore, the knowledge status and associated lifestyle among community members in the Ashanti region are missing. This study seeks to ascertain the knowledge levels of community members on NCDs in the Afigya-Kwabre South District in the Ashanti region.

The magnitude of NCDs' afflictions keeps surging despite numerous studies conducted in this area (Bign and Noubiap, 2019; Gouda et al., 2019; Gyasi & Philips, 2020). At a global level, 7 of the 10 leading causes of death in 2019 were non-communicable diseases. (WHO, 2019). These seven causes accounted for 44% of all deaths or 80% of the top 10. All non-communicable diseases together accounted for 74% of deaths globally in 2019 (WHO, 2020). Equally, in Ghana, the pattern of NCDs related mortality is not different from the global trend (Gyasi and Philips, 2020).

Aside from the high prevalence of morbidity and mortality, NCDs such as diabetes, strokes, hypertension, and cancers among others have caused a global financial burden hovering around an estimated cost of 6.3 trillion US dollars as of 2010 (Beaglehole et al., 2011; Malik, Willet and Hu, 2013; Collins et al., 2018). This burden is expected to increase to 13 trillion US dollars by the year 2030. Other studies have added that, to reduce the prevalence of non-communicable diseases, public health needs to engage more actively in the shaping of policies as well as education to influence health status within the communities (Ruby et al., 2015). Achieving this would very much depend on knowing the knowledge status of community members which would impact the nature of the education to be conducted in the population.

In this study, knowledge has been conceptualized as a simple awareness of an issue (a dichotomous measure) and as in-depth information (continuous variable). Literature seems to suggest that, there is an association among knowledge of non-communicable diseases, their prevention, and the lifestyle of the populace (Cioe et al., 2014; Biraguma et al., 2019; Gbadamosi and Tlou, 2020). Knowledge of the characteristics of non-communicable diseases is very critical in designing an effective non-communicable disease prevention program. For instance, studies have found that the overall knowledge of non-communicable diseases is relatively low (Matheson et al. 2013; Jain et al. 2018; Gamage and Jayawardana, 2017). Again, studies such as Gamage and Jayawardana (2017) have acknowledged that knowledge about non-communicable diseases and healthy lifestyle practices is poor among the youth. Ramegowda et al. (2019) found a shred of contradicting evidence that states that young people are more aware of non-communicable diseases. This shows inconsistency in findings and further studies are needed to complement or contradict these findings. The ultimate aim of understanding the link between knowledge and NCDs is to shape the lifestyles of people. Having adequate information about community-modifiable lifestyle status is therefore important. For instance, a study by Jain et al. (2018) and WHO (2022) revealed that most of the participants have average knowledge of modifiable risk factors for non-communicable diseases. Therefore, this study seeking to ascertain the links among knowledge, social demographic status and modifiable lifestyle of community members would inform policy on measures to control NCDs, especially in low-resource economies like Ghana.

## The Rationale of the Study

This study creates awareness of how knowledge levels of non-communicable diseases among community members could help control their occurrence. It also educates the community members on modifiable lifestyles which could help to reduce NCDs. The findings of this study may serve as a reference for researchers, particularly, those interested in rural communities studies.

Lastly, the validation of the research outcomes to the community members would guide them to shape certain lifestyle practices to promote healthy living.

### Conceptual Framework

The study was conceptualized on knowledge, risk factors of NCDs, characteristics of NCDs and sociodemographic factors. These variables negatively or positively influence modifiable lifestyles taking cognizance of all confounders as shown in Fig.1.

### Conceptual Framework on Knowledge of NCDs and Modifiable Lifestyle of Community Members

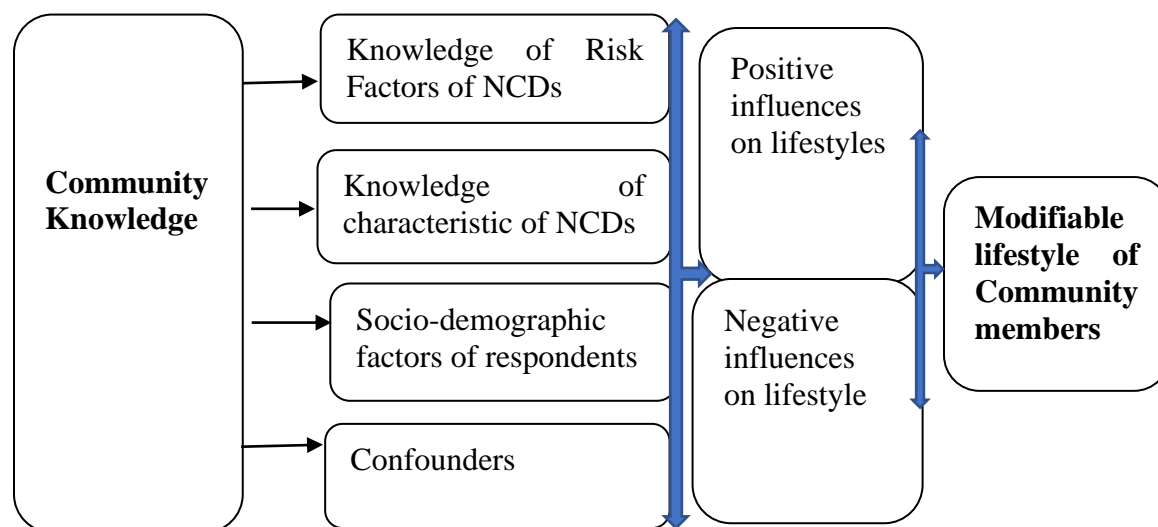


Figure 1: Knowledge of NCDs and Modifiable Lifestyle of Community Members

### Theoretical Perspective

#### The Theory of Knowledge Gaps

The knowledge gap theory was first proposed by Philip Tichernor (1970). The theory states that knowledge is distributed unevenly throughout society. The proponent posited that information is more accessible to the wealthier and more educated people than the poor people. The theory proposes that as more and more information is disseminated into a social system such as a community or a nation the “haves” gain more knowledge faster than the “have nots” so that relative differentials in knowledge between them increase, both at one point in time and over time causing knowledge gap (Gaziano, 2016). Earlier studies such as Viswanath et al. (2006) used this theory to examine cancer knowledge and disparities in age. Others such as Fernando et al. (2020) found that the theory of knowledge gaps was a key theory in studying the impact of microfinance on non-communicable disease health indicators and outcomes. The theory of knowledge gaps was used to apply to this study since the study assumes that, a significant knowledge gap exists about non-communicable diseases among community members in their locality. We are not sure about the gap in knowledge on NCDs among community members in Afigya-Kwabre District. By conducting this study, the knowledge level would be ascertained to inform policy.

### Materials and Methods

#### Data Setting

The study was carried out in five (5) communities in Afigya-Kwabre South District from August 2021 to June 2022.

#### Study Design and Research Approach

The study was a cross-sectional study with a quantitative approach involving 504 participants.

## Study Population

The study population comprised all the residents in the five (5) communities in Afigya-Kwabre South District in Ashanti Region.

## Inclusion and exclusion criteria

All residents in Afigya-Kwabre South District who are adults over 30 years and consented to participate in the study. The exclusion is people who are not staying in Afigya-Kwabre South District. Again, people who are less than 30 years old were also excluded. The study also excluded people who did not consent to be participants.

## Sample Size and Sampling Technique

### Sample Size

The sample size was determined using Yamane (1967)'s formula that is with  $\pm 5\%$  precision. That is

$$n = \frac{N}{1+N(e)^2} \dots \dots \dots (1)$$

Where  $n$  = sample,  $N$  = population size,

$e$  (sampling error) also called level of precision = error limit or the critical value of the observation.

For the population of  $N= 1800$ ,  $n=1800 / 1+100 (0.05)^2 = 500$ .

$= 1800, n=1800 / 1+100 (0.0025)$

$= 1800, n=1800 / 1+0.25$

$1800 / 1.25$

$$n = 1,440$$

We then decided to cover 35% due to financial constraints as the study is been financed by the authors themselves.

Therefore  $n = \frac{35}{100} \times 1440$

$$n = 505 \text{ respondents}$$

## Sampling Technique

All the communities in the district were written on pieces of paper and a random selection of five (5) communities was done. The researcher divided the sample size of 505 by 5 communities to get 101 participants. This means that 101 participants were interviewed in each community. Within the communities, individuals were interviewed based on chance. Interviews were conducted in streets, shops, houses, workplaces, and markets among others.

## Study Variables

The study investigates the socio-demographic factors, knowledge of NCDs, prevalence of NCDs, categories of NCDs, health care options for NCDs, challenges of seeking health care for NCDs, and impact of knowledge of NCDs on the lifestyle of community members.

## Ethical Consideration

Ethical clearance was sought from the Committee on Human Research, Publications, and Ethics (CHPRE) of the Kwame Nkrumah University of Science and Technology (Ethics number CHRPE /AP/437/22. The researcher first explained the purpose of the research to the participants. The study participants were assured of anonymity and any information given was not disclosed to a third party. They were informed that taking part in the research was voluntary and they can opt out when necessary. Those who agreed to participate in the research were given consent forms to sign and date. The questionnaires for the study were identified by codes to ensure anonymity.

## Data Collection Instrument

The study used closed-ended questionnaires. The questionnaire had four sections: Section A: socio-demographic factors, section B: knowledge level of non-communicable diseases, section C: how the knowledge level of non-communicable diseases shapes the modifiable lifestyle of community members, section D: how knowledge level of NCDs shapes their health-seeking behavior.

A pre-test was conducted in one (1) community within the district and this community was excluded during the actual fieldwork. Some of the questions were then amended based on our experiences from the pre-testing.

### Data Management

The questionnaire was put in a google forms format with the link. The researchers knew that not all residents have smartphones and also are literate to use google forms. So, Research Assistants were trained to collect the data based on the responses of the participants. After the interviews, data cleaning was done. Since the data was in Excel format already, it was imported into STATA version 14.0 (Stata Corp LP, College Station, Texas, USA) for statistical analysis and results. Only the research team had access to the data. Data would be discarded 3 years after the publication of the research findings.

### Data Analysis and Presentation of Result

Descriptive statistics were used to analyze the data. Frequencies and their corresponding percentages were shown. The analyzed data were presented in the form of Tables and Charts.

### Limitations of the Study

The study was narrowed to community members whose expectant knowledge levels were low. Geographically, it would have been more helpful if the study was done in two or more districts to enable comparison and also to get a larger sample size to fit into the generalization of the results. To deal with these limitations, the study used questionnaires that were objective for all respondents to reduce their perceptions. To manage these limitations, time and resources were used effectively to achieve the study objectives within the stipulated time for completing the study.

## RESULTS

### Sociodemographic Characteristics

The study found that the age category 46-50 years was the majority representing 27.0%. Females accounted for 58.4% and the educational completion category 'Primary' accounted for 31.7% of the respondents. Also, 60.4% were married with a parity of 1-3 times accounting for the majority (56.5%). In terms of occupational status, a little over two-thirds were in the informal sector as shown in Table 1.

**Table 1: Sociodemographic characteristics**

Variables	Frequency	Percent
<b>Age</b>		
30-35	56	11.3
36-40	75	15.2
41-45	119	24.0
46-50	135	27.0
51-55	83	17.0
56-60	27	5.5
61+	83	17.0
<b>Gender</b>		
Male	289	58.4
Female	206	41.6
<b>Education</b>		
None	113	22.8
Primary	157	31.7
MSLC / Secondary	153	30.1
Tertiary	72	14.5
<b>Marital Status</b>		
Single	79	16.0
Married	299	60.4
Separated	50	10.0

Divorced	38	7.7
Widowed	29	5.9
<b>Parity (Child Birth)</b>		
None	48	9.7
1-3 Times	280	56.5
4-6 Times	149	30.1
7+ Times	18	3.6
<b>Previous Employment</b>		
Formal	151	30.5
Informal	344	69.5
<b>Ethnicity</b>		
Akan	339	68.5
Northerners	83	16.8
Ewes	38	7.7
Ga	31	6.3
Others	4	0.7

\*Data has been presented in absolute and percentages

### Knowledge level of non-communicable diseases among community members

The study found that 77.7% of the respondents know that, NCDs are not transmissible from one person to another, 93.3% are aware NCDs can occur in males and females and can affect both the rich and poor (94.3%). Also, 95.4% of the respondents rightly mentioned that NCDs may occur due to unhealthy dietary behavior. It was noted that more than half of the respondents' right mentioned the correct answers as shown in Table 2.

**Table 2: Knowledge level of non-communicable diseases among community members.**

<b>Knowledge of NCDs among Community Members</b>		
<b>Knowledge Statements</b>	<b>Yes (%)</b>	<b>No (%)</b>
NCDs can be transmitted from one person to another	110(22.3)	385(77.7)
NCDs can affect both Males and Females	462(93.3)	33(6.7)
NCDs are prevalent among rich people	466(94.3)	28(5.70)
NCDs can occur among people in all categories of employment	475(96.0)	20(4.0)
NCDs are prevalent among young people	416(84.0)	79(16.0)
I have realized most people have NCDs in your community	403 (82.0)	92(18.0)
NCDs can occur due to unhealthy dietary behavior	472(95.4)	23(4.6)
When people are physically inactive, NCDs can occur	417(84.2)	78(15.8)
NCDs can occur through excessive smoking	474(95.7)	21 (4.3)
NCDs can occur through excessive alcohol intake	465 (93.9)	30(6.1)
One major cause of NCDs is spiritual forces	152(30.8)	343(69.2)
NCDs are more prevalent than communicable diseases (CDs)	400(81.0)	91(19.0)
NCDs cause more hospital admissions than CDs	400(81.0)	91(19.0)
NCDs cause more disability than communicable diseases CDs	386(78.0)	109 (22.0)
NCDs cause more deaths than communicable diseases CDs	371(75.0)	74(15.0)

\*Data is presented in absolute figures with their corresponding percentages in brackets

### Knowledge of NCDs occurrence among occupational categories within communities

The respondents mentioned that NCDs occur most among unskilled individuals who are in the category of government employed (31.6%) and self-employed-unskilled (43.0%) as shown in Table 3.

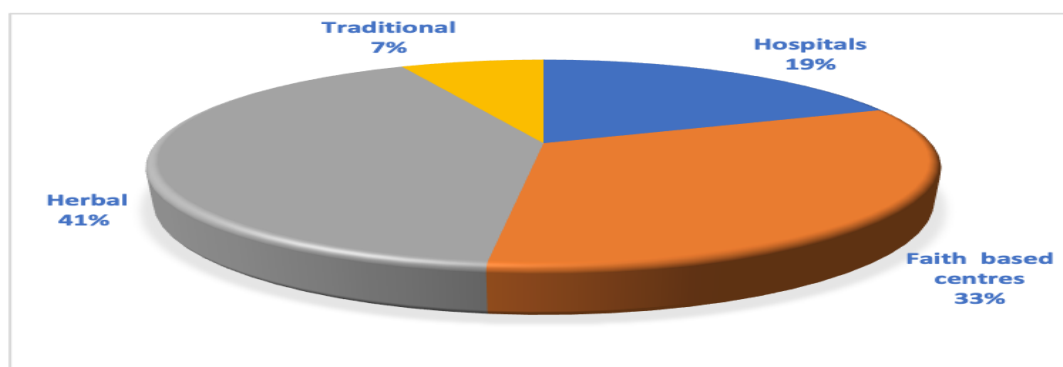
**Table 3: Knowledge of NCDs occurrence among occupational categories within communities**

Employment Categories	Frequency (%)
Government Employed (Skilled)	61 (12.4)
Government Employed (Unskilled)	162 (31.6)
Self-Employed (Skilled)	66 (13.0)
Self-Employed (Unskilled)	215 (43.0)

**Knowledge of the occurrence of NCDs and healthcare options**

Knowledge of health care avenues available to NCDs inflicted persons were assessed. The study found that 41% of the respondent used herbal base options, 33% opt for faith-based centers, 19% visited the hospital and 7% believe in traditional medicine as shown in Figure 2.

**Knowledge of the occurrence of non-communicable diseases and healthcare options**

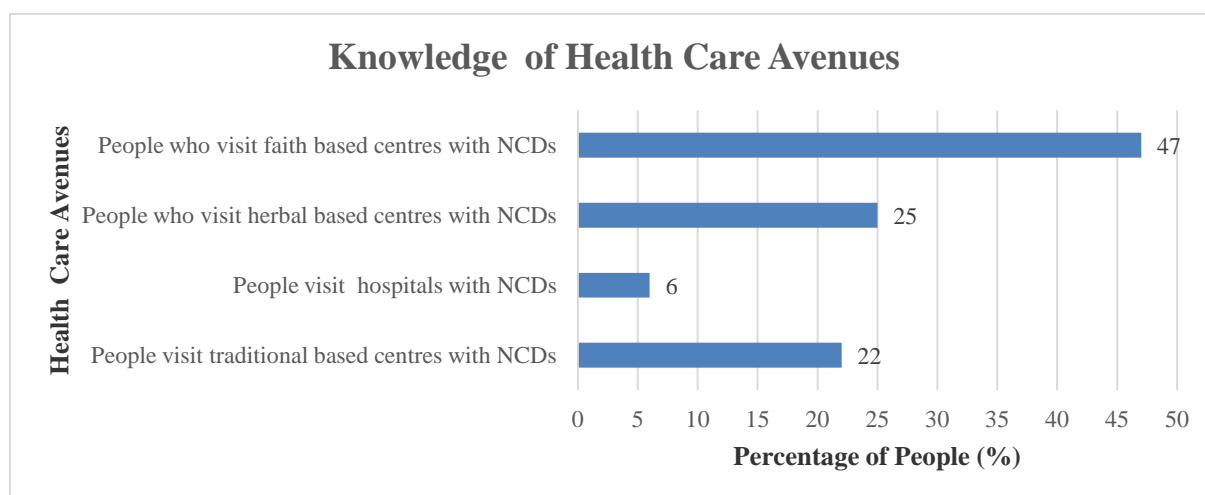


**Figure 2:** Knowledge of the occurrence of NCDs and healthcare Options

**Knowledge of health care avenues and effective health care management**

In terms of efficacy of treatment options, 47% of respondents believe that, faith-based centres provide effective treatment option for NCDs while only 6% believes the efficacy of the hospital setting as shown in Figure 3 below.

**Knowledge of health care avenues and effective health care management**



**Figure 3:** Knowledge of health care avenues and effective health care management

**Knowledge of modifiable lifestyles among community members**

The study found that, 31.7% of respondents strongly agreed that, they take a lot of vegetables in a day while only 4.4% strongly agreed that, they take a lot of fruits a day. Again, 51.3% of the respondents strongly disagree of eating early for digestion to be affected. We found that, 25.0% and 28.2% of respondents mentioned they agree and strongly agree of taking food with reduced oil respectively.

Moreover, 29.1% and 33.3% have the habit of taking foods with reduced sugar and salt content respectively. The study noted that, only about 24% mentioned that they do not patronize commercially prepared foods. Again, 51%, 54.9%, 52.2% of respondents mentioned that they undertake vigorous exercise, do not consume alcohol and do not use tobacco in any form respectively. About one-third each of the respondents mentioned that go to hospitals when they are unwell and also undertake voluntary health checks practices respectively as shown in Table 4.



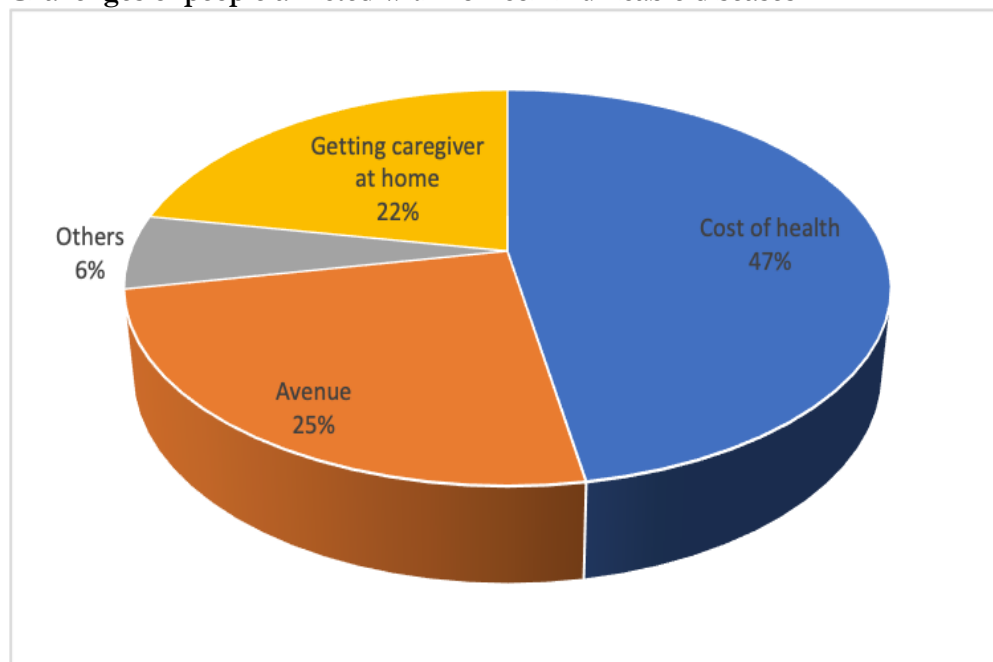
**Table 4: Knowledge of modifiable lifestyles among community members**

	<b>Strongly Disagree</b>	<b>Disagree</b>	<b>Neutral</b>	<b>Agree</b>	<b>Strongly Agree</b>
<b>Modifiable Lifestyle Statements</b>	<b>Frequency (%)</b>	<b>Frequency (%)</b>	<b>Frequency (%)</b>	<b>Frequency (%)</b>	<b>Frequency (%)</b>
<b>Dietary Behavior</b>					
I take a lot of vegetables every day	206 (40.9)	109 (21.6)	112 (22.2)	123 (24.4)	160 (31.7)
I take a of fruits every day	262 (51.9)	107 (21.2)	65 (13.0)	48 (9.5)	22 (4.4)
I eat early for digestion before I sleep	259 (51.3)	94 (18.7)	66 (13.1)	69 (13.7)	16 (3.2)
I make sure I eat food with reduced oil	124 (24.6)	94 (18.7)	18 (3.6)	126 (25.0)	142 (28.2)
I make sure I reduce my sugar intake	66 (13.1)	84 (16.7)	71 (14.1)	136 (27.0)	147 (29.1)
I make sure I reduce my salt intake	79 (15.7)	113 (22.4)	23 (4.6)	121 (24.0)	168 (33.3)
I don't often patronize commercially prepared Foods	246 (48.8)	104 (20.6)	33 (6.5)	89 (17.7)	32 (6.3)
<b>Physical Activities</b>					
I make sure I do some level of vigorous activities everyday	101 (20.0)	51 (10.1)	95 (18.8)	133 (26.4)	124 (24.6)
<b>Alcohol Consumption</b>					
I take very little or no alcohol	89 (17.7)	102 (20.2)	36 (7.1)	146 (28.9)	131 (26.0)
<b>Tobacco Use</b>					
I don't use tobacco of any form	96 (19.0)	69 (13.7)	76 (15.1)	126 (25.0)	137 (27.2)
<b>Health Screening Practices</b>					
I go to the hospital anytime am not well	136 (27.0)	76 (18.1)	88 (17.5)	154 (30.6)	35 (6.9)
I do frequent voluntary check-ups	133 (26.3)	121 (24.0)	65 (12.8)	84 (16.7)	101 (20.0)
I take my leisure hours serious	234 (46.4)	113 (22.4)	29 (5.8)	63 (12.5)	65 (12.9)
<b>Health Care Financing</b>					
My NHIS card is always valid to be used in case of ill-health	55 (10.9)	72 (14.3)	41 (8.1)	144 (28.6)	192 (38.1)
<b>Others</b>					
My knowledge of NCDs has shaped my lifestyle	73 (14.5)	68 (13.5)	102 (20.2)	141 (28.0)	120 (23.8)

### Challenges of people afflicted with non-communicable diseases

We found that 47 %, 25%, and 22% of the respondents indicated that, the cost of health, getting the right avenue to seek health, and getting caregivers at home respectively, were the challenges of people afflicted with NCDs in the communities as shown in Figure 4.

### Challenges of people afflicted with non-communicable diseases



**Figure 4:** Challenges of people afflicted with NCDs

## DISCUSSION

Many of the participants captured were within the age group of 45-50 years accounting for 27.0% of the respondents as shown in Table 1. Males accounted for 58.6% of the respondents and this is not in alignment with the population structure of the district in which females account for 119,600 (51%) and males 115,067 (49%) (GSS, population census, 2021). Again, our total male to female respondents ratio is not in alignment with the Ghana male to female population structure where females account for 15,631,579 (50.7 %) and males totaling 15,200,440 (49.3%) per the 2021 population and housing census. In relation to educational status, the primary school completion category recorded the highest of 32.7%, followed by the Middle School Living Certificate / Secondary category with 30.1%. The status of educational completion rate is likely to have a relation with the knowledge status of people in many social, economic, and political issues in Ghana and the world at large. The study found that 60.4% of the respondents were married and the parity (childbirth) was 1-3 times (56.5%). We also found 69.5% of the respondents to be gainfully employed in the informal sector. This is in conformity with the employment structure of Ghana where about 89% are in the informal sector (Baah-Boateng & Vanek, 2020). Again, our assessment of respondents' ethnic affiliation also revealed that 68.5% of them were Akans, followed by Northerners (16.8%). This is so because of the nature of the study site which is one of the indigenous districts in the Ashanti region. Therefore, our ethnic orientation became aligned with Ghana's national ethnic orientation where the Akans form the majority with 47.5% (Ghana Demographic Profile, 2021).

Again, we assessed the knowledge status of community members based on some statements relating to the characteristics of NCDs. We noted that 77.7% of the respondents are aware NCDs cannot be transmitted from one person to another. This is consistent with several publications notifying the population that NCDs are non-infectious and are the results of several factors including genetic, physiological, behavioral, and environmental factors (GBD, 2019; Arboh, 2021; WHO, 2022). Again, 93.3% of respondents mentioned that NCDs afflictions cut across gender (male/female) and can also afflict both the rich and the poor as put forth by 93.4% of respondents. Also, we found that 84.0% of respondents asserted that, NCDs are prevalent among young people.

This is however not consistent or contrary to literature as there is no classified aged cohort defined and noted for NCD occurrence. However, previous studies have reported that people of all age groups, regions, and countries can be affected by NCDs. Usually, NCD conditions are often associated with older age groups, but evidence shows that 17 million NCD deaths occur before the age of 70 years (Ayernor, 2012; WHO, 2022). Children, adults, and the elderly are all vulnerable to the risk factors contributing to NCDs, whether from unhealthy diets, physical inactivity, exposure to tobacco use, harmful use of alcohol, biological disorder, and others. WHO has responded to this course through the inclusion of a target under the sustainable development goal (SDG target 3.4), which seeks to reduce the probability of death from any of the four main NCDs between ages 30 and 70 years by one-third by 2030 (WHO, 2022). Therefore, NCDs are likely to occur within each cohort though there is evidence of a prevalent and growing burden among older cohorts (de-Graft Aikins, et. al., 2012; Gyasi & Philips, 2019). The study found that 82.0% of respondents mentioned, NCD afflictions are prevalent among community members. For instance, a study conducted in Pacific Islands by Kessaram, (2015) reported that hypertension and diabetes prevalence in the communities exceeded 20% and 25% respectively. Pan (2016) also corroborated that, a study conducted in Hubei Province revealed that, 73.8% of the community members suffered from NCDs.

Our study respondents also exhibited good knowledge about the four main modifiable risk factors of NCDs. For instance, almost all our respondents confirmed that dietary intake, alcohol consumption, physical inactivity, and tobacco use can lead to the occurrence of NCDs within the population respectively. These assertions are consistent with studies reporting the prevalence of risk factors of NCDs (dietary intake, alcohol consumption, physical inactivity, and tobacco use) within the population (Bhagyalaxmi, Atul & Shikha, 2013; Wu, Guo & Chatterji, et. al., 2015).

In addition, our study found that two-thirds of respondents mentioned that, NCDs are not caused by spiritual forces within the communities. These ideas of the incantation of secret spiritual forces bestowing various sicknesses including NCDs on people have been cited in many reports. Religion is practically inseparable from every aspect of Ghanaian life and is an important determinant of health status (Watkins, et. al., 2013). In our part of the world, people believe that calamities and ill health are due to spiritual offenses and the anger of ancestors, evil spirits, wizards, or witches for the violation of spiritual protocols (Boutayeb & Boutayeb, 2005). The common perception is that 'sickness does not befall a person in a vacuum'. Therefore, illnesses such as stroke, and hypertension among others are perceived to be the work of spiritual forces rather than biological and lifestyle factors (Arboh, 2021). A study conducted in Ayawaso in Ghana revealed that hypertensive patients related more to the attachment of a supreme being which makes them place much more emphasis on spiritual healing than orthodox medication (Arboh, 2021).

On the knowledge of the prevalence of NCDs and communicable diseases, majority of the respondents mentioned that NCDs are prevalent in terms of the magnitude of people afflicted and also cause more hospitalization than communicable diseases. This is consistent with both hospital-based and community-based studies. For instance, the Annual Performance Reports of 3 institutions in Ghana (Komfo Anokye Teaching Hospital: 2011-2015; Korle Bu Teaching Hospital: 2011-2015; Ghana Health Service: 2011-2015) report that NCDs (hypertension, diabetes, strokes, etc) are always among the top ten causes of hospital admissions and deaths yearly.

Comparing knowledge of NCDs using occupational groups, our study found that, 43% of respondents mentioned that, NCDs are prevalent among self-employed unskilled labor and followed by government-employed unskilled labor accounting for 32%. This finding is consistent with several study outcomes reporting NCDs as prevalent among unskilled workers (Williams, et. al, 2018; Tipayamongkholgul, Kongtip & Woskie, 2021).

The ultimate aim of health care is to provide care for people afflicted with sickness. Our study found respondents perceived that 41% of NCD patients in the community seek care from herbal centers, 33% of NCD patients seek care at faith-based centers, and 19% patronize the services of hospitals. Herbal care and faith-based options attest to the earlier assertion that, one-third of respondents believe NCDs are due to spiritual forces acting against people. That assertion was also corroborated by the Ayawaso community-based study where Arboh, (2021) reported that 75.9% of the respondents believed their NCDs were caused by spiritual factors. The healthcare-seeking behavior of NCD patients is continent specific. Generally, the belief of the causes of the illness informs the health care options. In advanced countries where the belief of biomedical factors is the likely cause of illness, the likelihood of using hospitals is high. For instance, a study conducted among the elderly in Albania reports that 95% sought to obtain care for their chronic conditions through public healthcare providers. On the contrary, a study conducted in Sierra Leone revealed that health-seeking from formal health institutions is often the last resort and accessed largely once other options are exhausted (Idriss, et. al, 2020).

Subsequently, a little under half of our respondents mentioned that those who opt for faith-based centers for health care get the best NCDs management, followed by those who opt for herbal bases centers (25%) with

hospital care recording the lowest (6%). Once again, there are inconsistencies in the literature on the effectiveness of the health care options based on continent or sub-region specific.

We also assessed the perceived challenges NCDs afflicted people are likely to face within the system. We found that 47% of our respondents mentioned that the cost of health care is the greatest challenge, 25% mentioned getting the right avenue of health care, and 22% mentioned getting caregivers at home as a challenge. This cost implication is also variable depending on the components of costing. For instance, in a 16-country study conducted by Kazibwe, et. al., (2021), they found that NCDs' management costs in the Arab region are high; however, there is a large variation in the methods used to quantify the costs of NCDs in these countries, making it difficult to conduct any type of comparisons (Saleh, et. al., 2018). A systematic review involving 41 articles selected for the quantitative cost synthesis based on cross-sectional cost-of-illness studies, of which almost half focused on diabetes and/or conducted in South-East Asia revealed that the average total costs per year to a patient/household in LMICs of CVD, cancers, and diabetes were \$6055.99, \$3303.81, \$1017.05, respectively. All narrations under our discussion postulate that knowledge of NCDs, health-seeking behavior, and lifestyle dynamics are inseparable if health stakeholders are bent on stemming the tide of NCDs in our communities.

## Conclusion

The study found that rural communities have moderate knowledge of the characteristics of NCDs and that has considerable implications for shaping their modifiable lifestyle practices. The study calls for more public health education and promotion in rural communities in order to achieve a more preventive health lifestyle in the midst of dwindling national resources on healthcare services delivery.

## REFERENCES

- Abdulkadri, A., Floyd, S., Mkrtychyan, M., Marajh, G., Gonzales, C., Cunningham-Myrie, C., (2021). Addressing the adverse impacts of non-communicable diseases on the sustainable development of Caribbean countries. United Nations publication ISSN: 1728-5445 (electronic version) ISSN: 1727-9917 (print version). Available Online. [https://repositorio.cepal.org/bitstream/handle/11362/46642/1/S2000964\\_en.pdf](https://repositorio.cepal.org/bitstream/handle/11362/46642/1/S2000964_en.pdf). Accessed on 23<sup>rd</sup> February, 2022.
- Arboh, F., Yeboah, K. D. E., Atta, Q. E., Asantewaa, A. A., Akpene, Y. A., Anokewaa, N. A., (2021). Religious Beliefs and its Influence on the Treatment of Non-Communicable Diseases (NCDs) in Ayawaso District, Ghana International Journal of Healthcare Sciences. Vol. 8. Issue 2, pp: (107-119).
- Ayernor, P. K. (2012) Diseases of ageing in Ghana. Ghana Med J. 46(2 Suppl):18-22. PMID: 23661813; PMCID: PMC3645144.
- Baker, P., Kay, A. and Walls, H., 2014. Trade and investment liberalization and Asia's non-communicable disease epidemic: a synthesis of data and existing literature. *Globalization and Health*, 10(1), pp.1-20.
- Beaglehole, R., Bonita, R., Horton, R., Adams, C., Alleyne, G., Asaria, P., Baugh, V., Bekedam, H., Billo, N., Casswell, S. and Cecchini, M., 2011. Priority actions for the non-communicable disease crisis. *The lancet*, 377(9775), pp.1438-1447.
- Bhagyalaxmi A, Atul T, Shikha J. (2013). Prevalence of risk factors of non-communicable diseases in a District of Gujarat, India. J Health Popul Nutr. (1):78-85. doi: 10.3329/jhpn.v31i1.14752. PMID: 23617208; PMCID: PMC3702362.
- Bigna, J.J. and Noubiap, J.J., 2019. The rising burden of non-communicable diseases in sub-Saharan Africa. *The Lancet Global Health*, 7(10), pp.e1295-e1296.
- Biraguma, J., Mutimura, E. and Frantz, J.M., 2019. Knowledge about modifiable risk factors for non-communicable diseases adults living with HIV in Rwanda. *African health sciences*, 19(4), pp.3181-3189.
- Boutayeb, A., & Boutayeb, S. (2005). The burden of non-communicable diseases in developing countries. *Int J Equity Health*, 4 (2). <https://doi.org/10.1186/1475-9276-4-2>
- Buse, K., Tanaka, S. and Hawkes, S., 2017. Healthy people and healthy profits? Elaborating a conceptual framework for governing the commercial determinants of non-communicable diseases and identifying options for reducing risk exposure. *Globalization and health*, 13(1), pp.1-12.
- Cioe, P.A., Crawford, S.L. and Stein, M.D., 2014. Cardiovascular risk-factor knowledge and risk perception among HIV-infected adults. *Journal of the Association of Nurses in AIDS Care*, 25(1), pp.60-69.]
- Collins, T., Mikkelsen, B., Adams, J., Chestnov, O., Evans, T., Feigl, A., Nugent, R., Pablos-Mendez, A., Srivanichakorn, S. and Webb, D., (2018). Addressing NCDs: A unifying agenda for sustainable development. *Global Public Health*, 13(9), pp.1152-1157.

- Coll-Seck, A. M. (2018). Non-communicable Diseases. The Centre for Global Health and Development. Available Online <<https://www.cghd.org/index.php/publication/global-health-challenges/non-communicable-diseases-ncds>>. Accessed on 21<sup>st</sup> July, 2022.
- de-GraftAikins A, Addo J, Ofei F, Bosu W, Agyemang C. (2012). Ghana's burden of chronic non-communicable diseases: future directions in research, practice and policy. *Ghana Med J.* 46(2 Suppl):1-3. PMID: 23661810; PMCID: PMC3645141.
- Fernando, G., Durham, J., Vlack, S., Townsend, N., Wickramasinghe, K. and Gouda, H., (2020). Examining the evidence of microfinance on non-communicable disease health indicators and outcomes: A systematic literature review. *Global Public Health*, pp.1-15.
- Gamage, A., Jayawardana, P. (2017). Knowledge of non-communicable diseases and practices related to healthy lifestyles among adolescents, in state schools of a selected educational division in Sri Lanka. *BMC Public Health* 18(1):64. DOI:10.1186/s12889-017-4622-z
- Gaziano, C. (2016). Knowledge Gap: History and Development. Available online <[emanticscholar.org/paper/Knowledge-Gap%3A-History-and-Development-Gaziano/9c42530555bee7c4cedbcf8a3aa86b1c6a9f8bd7](https://emanticscholar.org/paper/Knowledge-Gap%3A-History-and-Development-Gaziano/9c42530555bee7c4cedbcf8a3aa86b1c6a9f8bd7)>. Accessed on 14<sup>th</sup> February, 2022
- Gbadamosi, M.A. and Tlou, B., 2020. Modifiable risk factors associated with non-communicable diseases among adult outpatients in Manzini, Swaziland: a cross-sectional study. *BMC public health*, 20(1), pp.1-12.
- Ghana Demographic Profile (2021), Index Mundi. Available online <[https://www.indexmundi.com/ghana/demographics\\_profile.html](https://www.indexmundi.com/ghana/demographics_profile.html)>. Accessed on 3<sup>rd</sup> November, 2022.
- Global Burden of Disease Collaborative Network, Global Burden of Disease Study 2019 (GBD 2019) Results (2020, Institute for Health Metrics and Evaluation – IHME) Available online <https://vizhub.healthdata.org/gbd-results/>. Accessed on 12<sup>th</sup> February, 2022
- Gouda, H.N., Charlson, F., Sorsdahl, K., Ahmadzade, S., Ferrari, A.J., Erskine, H., Leung, J., Santamauro, D., Lund, C., Aminde, L.N. and Mayosi, B.M., (2019). Burden of non-communicable diseases in sub-Saharan Africa, 1990–2017: results from the Global Burden of Disease Study 2017. *The Lancet Global Health*, 7(10), pp.e1375-e1387.
- Gyasi, M. R., Philips, R. D. (2019) Aging and the Rising Burden of Non-communicable Diseases in Sub-Saharan Africa and other Low- and Middle-Income Countries: A Call for Holistic Action. *Gerontologist*, 2019, Vol. XX, No. XX, 1–6. doi:10.1093/geront/gnz102
- Gyasi, R.M. and Phillips, D.R., (2020). Ageing and the rising burden of non-communicable diseases in sub-Saharan Africa and other Low-and Middle-Income Countries: A Call for holistic action. *The Gerontologist*, 60(5), pp.806-811.
- Idriss A, Diaconu K, Zou G, Senesi RG, Wurie H, Witter S. (2020). Rural-urban health-seeking behaviours for non-communicable diseases in Sierra Leone. *BMJ Glob Health.* 5(2):e002024. doi: 10.1136/bmjgh-2019-002024. PMID: 32181002; PMCID: PMC7053783.
- Jain S, Gupta SK, Gupta S, Jain V, Jain S. Knowledge of Modifiable Risk Factors of Non Communicable Diseases (NCDS): A Cross Sectional Study from Urban Slum Bhopal. *Natl J Community Med* 2018;9(6):443-447
- Kazibwe, J., Tran, P.B. & Annerstedt, K.S. (2021). The household financial burden of non-communicable diseases in low- and middle-income countries: a systematic review. *Health Res Policy Sys* 19, 96 (2021). <https://doi.org/10.1186/s12961-021-00732-y>
- Kessaram, T., McKenzie, J., Girin, N., Roth, A., Vivili, P., Williams, G., Hoy, D. (2015). Non-communicable diseases and risk factors in adult populations of several Pacific Islands: results from the WHO STEPwise approach to surveillance. *Aust NZ J Public Health.* 39:336-43; doi: 10.1111/1753-6405.12398
- Kohori-Segawa, H., Dorji, C., Dorji, K., Wangdi, U., Dema, C., Dorji, Y., Musumari, P.M., Techasrivichien, T., Watanabe, S.P.S., Sakamoto, R. and Ono-Kihara, M., 2020. A qualitative study on knowledge, perception, and practice related to non-communicable diseases in relation to happiness among rural and urban residents in Bhutan. *PLoS one*, 15(6), p.e0234257.
- Malik, V.S., Willett, W.C. and Hu, F.B., 2013. Global obesity: trends, risk factors and policy implications. *Nature Reviews Endocrinology*, 9(1), pp.13-27.
- Matheson, G.O., Klügl, M., Engebretsen, L., Bendiksen, F., Blair, S.N., Börjesson, M., Budgett, R., Derman, W., Erdener, U., Ioannidis, J.P. and Khan, K.M., 2013. Prevention and management of non-communicable disease: the IOC consensus statement, Lausanne 2013. *Sports Medicine*, 43(11), pp.1075-1088.
- Mills, C., (2018). From 'invisible problem to global priority: The inclusion of mental health in the sustainable development goals. *Development and Change*, 49(3), pp.843-866.
- Pan Q. (2016). Investigation on health status of elderly people in Hubei province. *Chinese J Geriatrics.* 35:672-676
- Ramegowda, C., Kathali, S., & Rajanna, P. (2019). Assessment of knowledge on non-communicable diseases and their screening tests among elderly population in an urban area of Bengaluru. *International Journal of Community Medicine And Public Health*, 6(10), 4489–4493.

<https://doi.org/10.18203/2394-6040.ijcmph20194517>

- Ruby, A., Knight, A., Perel, P., Blanchet, K. and Roberts, B., 2015. The effectiveness of interventions for non-communicable diseases in humanitarian crises: a systematic review. *Plos one*, 10(9), p.e0138303.
- Wu, F., Guo, Y., Chatterji, S. *et al.* (2015). Common risk factors for chronic non-communicable diseases among older adults in China, Ghana, Mexico, India, Russia and South Africa: the study on global Aging and adult health (SAGE) wave 1. *BMC Public Health* 15, 88. <https://doi.org/10.1186/s12889-015-1407-0>.
- Watkins Y. J., Quinn, L. T., Ruggiero, L., Quinn, M. T., Choi, Y. K. (2013). Spiritual and religious beliefs and practices and social support's relationship to diabetes self-care activities in African Americans. *Diabetes Educ.* 2013. 39(2):231-9. doi: 10.1177/0145721713475843. Epub 2013 Feb 14. PMID: 23411653; PMCID: PMC3859187.
- Tipayamongkholgul M, Kongtip P, Woskie S. Association between occupations and selected non-communicable diseases: A matched case-control among Thai informal workers. *J Occup Health.* 2021 Jan;63(1):e12249. doi: 10.1002/1348-9585.12249. PMID: 34263504; PMCID: PMC8279900.
- Williams J, Allen L, Wickramasinghe K, Mikkelsen B, Roberts N, Townsend N. (2018). A systematic review of associations between non-communicable diseases and socioeconomic status within low- and lower-middle-income countries. *J Glob Health.* (2):020409. doi: 10.7189/jogh.08.020409. PMID: 30140435; PMCID: PMC6076564.
- Saleh S, E., Harakeh A, Baroud M, Zeineddine N, Farah A, Sibai A. M. (2018). Costs associated with management of non-communicable diseases in the Arab Region: a scoping review. *J Glob Health.* 2018. 8(2):020410. doi: 10.7189/jogh.08.020410. PMID: 30546867; PMCID: PMC6287209.
- Tichenor, P. J and others (1970). Mass media flow and differential growth in knowledge, *public opinion quarterly*, volume 34, issue 2, summer 1970, Pages 159–170, <https://doi.org/10.1086/267786>
- WHO (2019). WHO reveals leading causes of death and disability worldwide: 2000-2019. Available online<<https://www.who.int/news/item/09-12-2020-who-reveals-leading-causes-of-death-and-disability-worldwide-2000-2019>>. Accessed on 29<sup>th</sup> November, 2022
- WHO (2020).The top 10 causes of death. Available Online<<https://www.who.int/news-room/fact-sheets/detail/the-top-10-causes-of-death>>. Accessed on 17<sup>th</sup> May, 2022
- World Health Organization. (2022). United Nations Inter-Agency Task Force on the Prevention and Control of Non-communicable Diseases: 2022–2025 strategy.
- WHO (2022). Non-communicable diseases. WHO Publication. Geneva. Available Online<<https://www.who.int/news-room/fact-sheets/detail/noncommunicable-diseases>>. Accessed on 1<sup>st</sup> November 2022.
- WHO (2022). Beating non-communicable diseases through primary healthcare. Available online<<https://www.afro.who.int/countries/ghana/news/beating-noncommunicable-diseases-through-primary-healthcare>>. Accessed on 12<sup>th</sup> January, 2023
- William Baah-Boateng, W. Vanek, J. (2020). Informal Workers in Ghana: A Statistical Snapshot: Statistical Brief No 21. Published by Women in Informal Employment: Globalizing and Organizing. Available Online<[https://www.wiego.org/sites/default/files/publications/file/WIEGO\\_Statistical\\_Brief\\_N21\\_0.pdf](https://www.wiego.org/sites/default/files/publications/file/WIEGO_Statistical_Brief_N21_0.pdf)>. Accessed on 13<sup>th</sup> November 2022.
- WHO (2023). Non-communicable diseases. The Global Health Observatory. Available online <https://www.who.int/data/gho/data/themes/noncommunicable-diseases>. Accessed on 23<sup>rd</sup> May 2022.

## Acknowledgments

The authors thank the opinion leaders of the communities of Afigya-Kwabre South District and community members/respondents for their time and contributions. The Authors are grateful to the Department of Global and International Health, Department of Health Policy, Management and Economics-Kwame Nkrumah University of Science and Technology, and the Department of Hospitality and Tourism Education-Akenten Appiah Menka University of Skills Training and Entrepreneurial Development for their contributions in shaping this paper.

## Funding

This study was self-funded by the authors.

## Availability of data and materials

The data that support the findings of this study are available from the Corresponding author.

## Authors' contributions

**AFD** led the background development, and literature review and participated in fieldwork. **GOS** was involved in methodology, data structuring, and report writing. **FB** was involved in the literature, review, and data description, and proofreading. **JKB** was involved in data management and analysis and report writing. **KAM** was involved in structuring the paper and discussions. All the authors proofread the discussion and were involved in drawing conclusions and recommendations. All authors, therefore, read and approved the final manuscript.

#### **Ethics approval and consent to participate**

The study was approved by the Committee of Human Research, Publication, and Ethics (CHRPE), KNUST with Ethic reference number CHRPE /AP/437/22. Again, all participants were provided with written informed consent after explaining the purpose of the study. They were assured of the confidentiality of the information they are providing. Those who agreed to participate were given a consent form to sign and date. The study, therefore, followed all the ethical considerations in relation to respondents' selection, interview process, confidentiality, and data management and analysis protocols.

#### **Consent for publication**

All Authors' have fully consented for this paper to be published

#### **Competing interests**

The authors declare that they have no competing interests.